



District Report Card: 2017


| | |
|----------------------|------------------------------|
| State: Odisha | District: Nabarangpur |
| Class: 5 | Subject: Language |
| Schools: 26 | Students: 639 |


Participation/Coverage


Students

| | | | | | | | | |
|--|--------|--|-------|--|--------|--|-------|--|
| <div>GENDER</div> <div></div> | Boys | | | | Girls | | | |
| | Number | | % | | Number | | % | |
| | 342 | | 53.52 | | 297 | | 46.48 | |

| | | | | | | | | |
|---|--------|--|-------|--|--------|--|------|--|
| <div>AREA</div> <div></div> | Rural | | | | Urban | | | |
| | Number | | % | | Number | | % | |
| | 614 | | 96.09 | | 25 | | 3.91 | |

| | | | | | | | | |
|--|--------|-------|--------|-------|--------|-------|--------|------|
| <div>CATEGORY</div> <div></div> | SC | | ST | | OBC | | GEN | |
| | Number | % | Number | % | Number | % | Number | % |
| | 80 | 12.52 | 449 | 70.27 | 95 | 14.87 | 15 | 2.35 |

| | | | | | | |
|--|----|----|----|------|----|-----|
| <div>CWSN</div> <div></div> | LD | VI | HI | S&LD | ID | Oth |
| | 0 | 0 | 1 | 1 | 0 | 1 |

| | | | | | | |
|--|------------|--|--------|------------------|--|------|
| <div>Management</div> <div></div> | Government | | | Government-aided | | |
| | Number | | % | Number | | % |
| | 639 | | 100.00 | 0 | | 0.00 |

Average Performance of Students in Language (%)

| Overall | Gender | | Area | | Management | | Social Group | | | |
|---------|--------|--------|-------|-------|------------|-------|--------------|-------|-------|-------|
| | Male | Female | Rural | Urban | Govt. | Aided | SC | ST | OBC | GEN |
| 54.70 | 54.17 | 55.31 | 54.17 | 67.73 | 54.70 | 0.00 | 51.75 | 54.16 | 58.18 | 64.44 |

Performance on Learning Outcomes (LOs)

| Learning Outcomes | Description | Average Performance(%) |
|-------------------|--|------------------------|
| L504 | Reads and comprehends independently storybooks, news items/ headlines, advertisements etc. | 52.14 |
| L508 | Reads text with comprehension, locates details and sequence of events | 55.98 |

| Range of Performance of Students who Answered Correctly | | | | | | | |
|---|-------|-----------|-------|-----------|-------|-----------|-------|
| Below 30% | | 30% - 50% | | 50% - 75% | | Above 75% | |
| Number | % | Number | % | Number | % | Number | % |
| 103 | 16.12 | 169 | 26.45 | 244 | 38.18 | 123 | 19.25 |

Lowest Performing Learning Outcomes (LOs)

- 1 - Reads and comprehends independently storybooks, news items/ headlines, advertisements etc. (52.14)
- 2 - Reads text with comprehension, locates details and sequence of events (55.98)